



Barclays PLC

Morgan Stanley European Financials Conference

21 March 2017



Jes Staley

Barclays Group Chief Executive Officer

Strong evidence of strategic progress in 2016

Strong Core business

9.4% Core RoTE¹

- Barclays UK 19.3%
- Barclays International 8.0%

Africa sell-down

First stake sold and separation terms agreed

Non-Core rundown

Accelerated progress, closing ahead of schedule

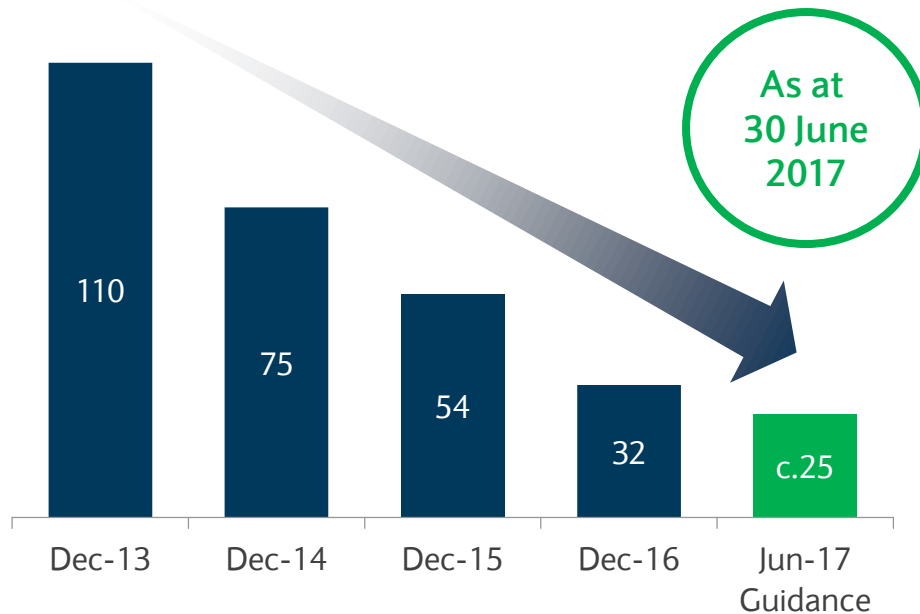
Group returns

Focused on generating attractive and sustainable Group returns

¹ FY16 RoTEs excluding notable items |

Non-Core closure six months early at June 2017

RWAs (£bn)¹



Will have reduced RWAs by c.£85bn in just over three years

Businesses

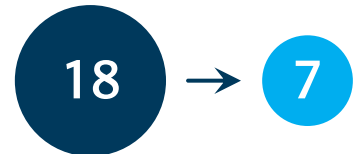
RWAs (£bn)²

Significant deals announced or completed

Dec-14

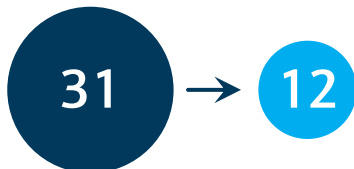
Dec-16

- IB offices in nine countries
- Index business³
- Asia wealth
- Southern European cards
- Italy retail
- France retail



Derivatives

- Accelerated derivative rundown in 2016



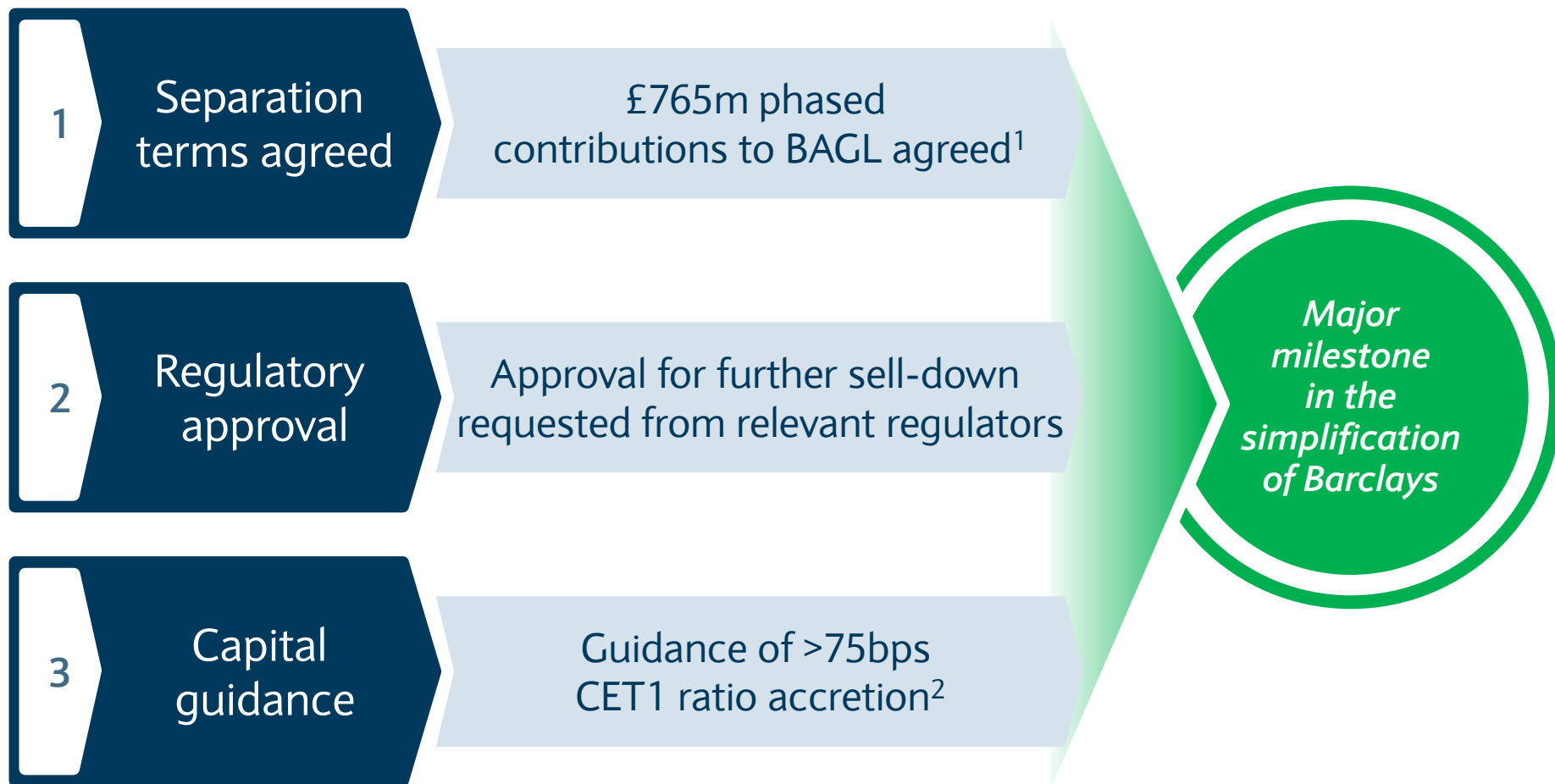
Securities & loans

- Restructured ESHLA portfolio



¹ Dec-13 and Dec-14 RWAs are on a pre-restatement basis. Dec-15 onward are on a post-restatement basis i.e. inclusive of c.£8bn of RWAs added to Non-Core in Q116 | ² Excludes Op risk and DTAs RWAs of £9bn as at Dec-14 and £5bn as at Dec-16 | ³ Barclays Risk Analytics and Index Solutions]

Africa sell-down on track with consistent capital guidance



¹ Subject to regulatory approval | ² Assuming 31 December 2016 GBP ZAR FX rate of 16.78 and BAGL share price of 168.69. Aggregate effect following regulatory deconsolidation and projected separation costs, including £765m phased contributions and contribution to a new Black Economic Empowerment scheme. Implementation of Barclays' intentions is subject to, amongst other things, regulatory approval. The realisation of these plans and their intended benefits is subject to significant execution risks, including in relation to market factors, and there can be no assurance the intended benefits will be achieved on any proposed timetable or at all |

Strong Core business performance in 2016

Core

Income	Cost: income ratio	Profit before tax	RoTE	Average allocated tangible equity
£22.0bn ↑ 7%	61% ↓ 1%	£6.4bn ↑ 4%	9.4% ↓ 1.8%	£41.3bn ↑ £4.1bn

Barclays UK

UK consumer and business bank differentiated by scale, data analytics and digital

RoTE	19.3%
Robust NIM	3.62%
Low cost: income ratio	53%

Barclays International

Diversified transatlantic wholesale and consumer bank

RoTE	8.0%
CC&P income growth	+21%
CIB income growth	+6%

All financial metrics are FY16 excluding notable items. Deltas represent the year-on-year change |

A scale operator in the UK with opportunities to leverage data and digital capabilities



Provided c.£70bn of lending to UK businesses



Lent c.£3.6bn to UK SMEs and supported around 100k start-ups



Provided c.£19bn of mortgage lending to c.90,000 households



£1 in every £3 was spent through Barclaycard



Leveraging data and digital capabilities:

- Mortgages for Premier customers
- Barclaycards offered through Barclays Mobile Banking
- Smart Business
- Business lending via mobile app



Growth opportunities

Cost efficiency

Barclays International: Encouraging progress in 2016 and well positioned for the future

Corporate & Investment Bank

Increase in Banking fee share¹

- 5th in US
- 3rd in UK



Best Investment Bank in Western Europe²

#2 Corporate bank in the UK³



Consumer, Cards & Payments

c.£24bn US cards portfolio

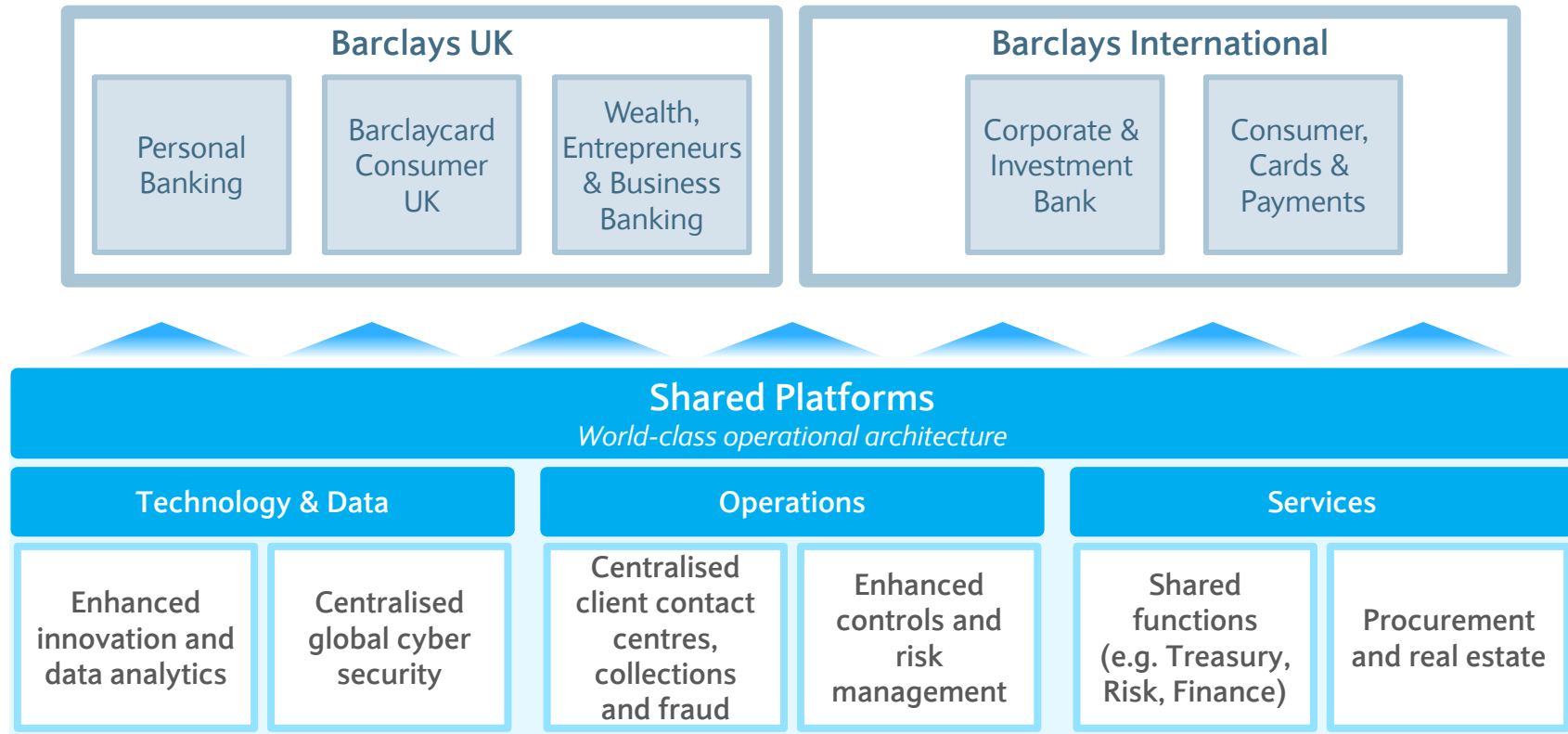
#2 merchant acquirer in Europe⁴

£60bn payments processed in Q416



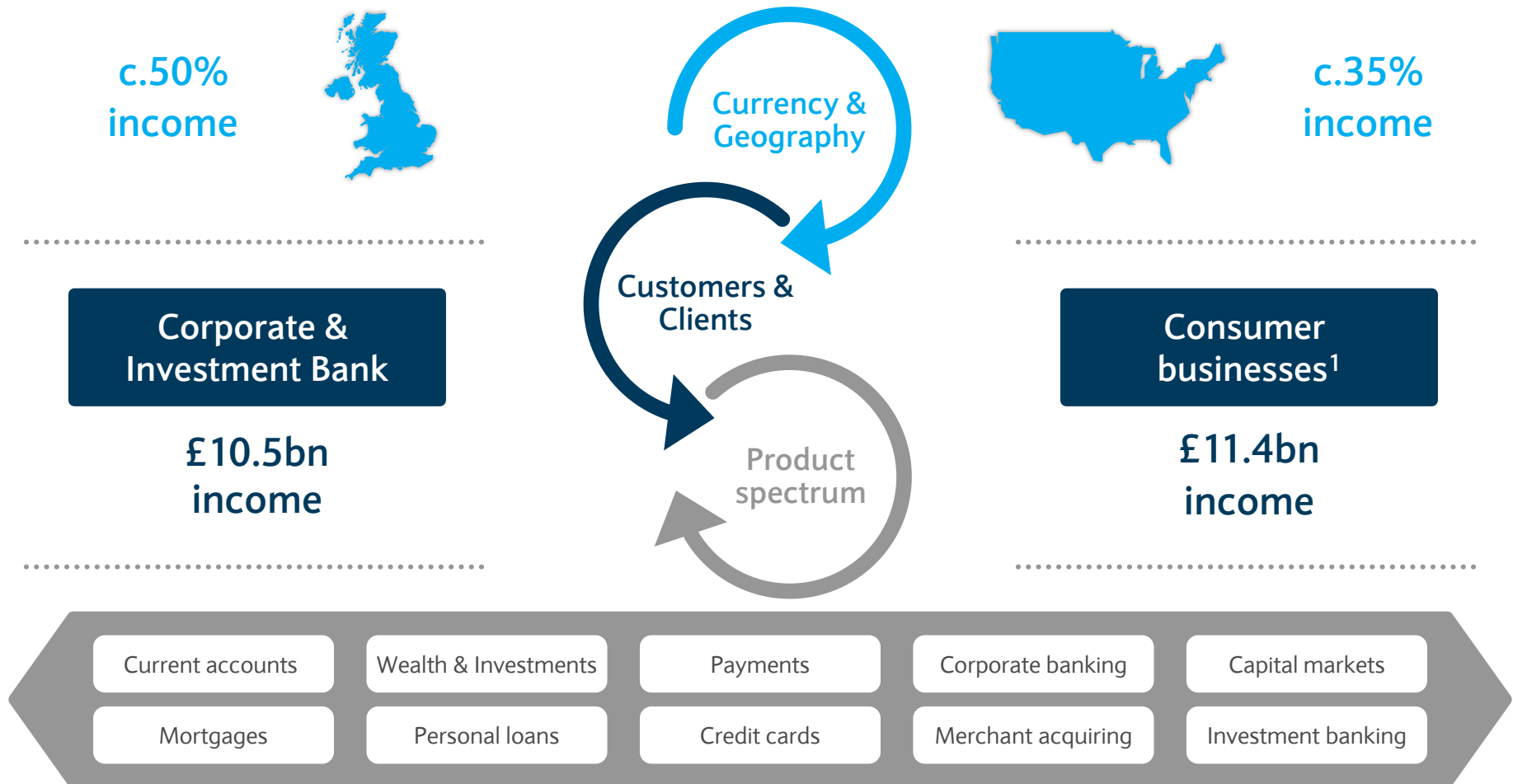
¹ Dealogic data as of 31 December 2016, 5th in the US excluding self-led deals | ² Euromoney Awards for Excellence - 2016 | ³ Charterhouse survey results - FY16 market share data | ⁴ By volume, Nilson Report - 2016 |

Operational and technological strength will be a key advantage



Driving efficiencies, cost synergies and scalability, delivering high quality analytics and controls, as well as excellent customer experience

Diversification provides balance and stability



¹ Barclays UK and Consumer, Cards & Payments, excluding notable items |

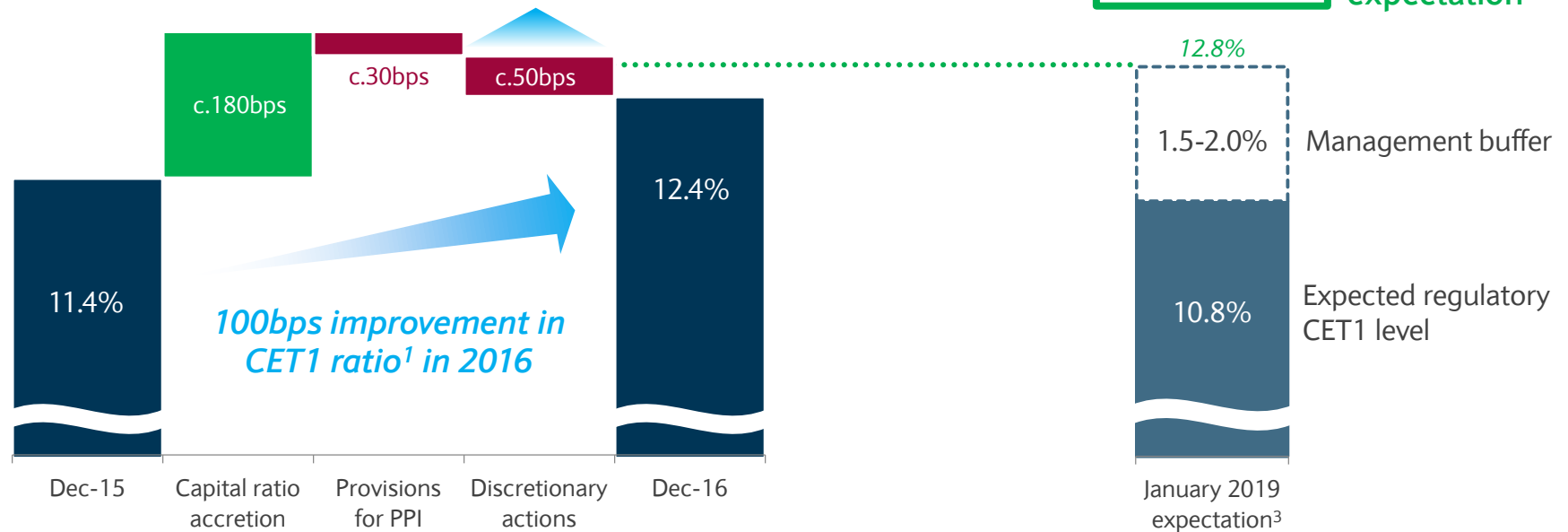
Capital position approaching our end-state

Strong capital accretion in 2016...

...and approaching our end-state CET1 level²

Discretionary actions and dividends

- Non-Core restructuring
- Preference share redemptions
- Compensation adjustment
- Real estate restructuring
- Dividends paid



¹ Fully loaded CET1 ratio. See slide 31 of Barclays' Full Year 2016 Results Presentation for full definition | ² Subject to, amongst other impacts, future legacy conduct resolution costs | ³ See slide 31 of Barclays' Full Year 2016 Results Presentation for composition of, and relevant footnotes relating to, Barclays' expected capital requirements

Approaching the end of Barclays' restructuring



Disclaimer

Important Notice

The information, statements and opinions contained in this presentation do not constitute a public offer under any applicable legislation, an offer to sell or solicitation of any offer to buy any securities or financial instruments, or any advice or recommendation with respect to such securities or other financial instruments.

Forward-looking Statements

This document contains certain forward-looking statements within the meaning of Section 21E of the US Securities Exchange Act of 1934, as amended, and Section 27A of the US Securities Act of 1933, as amended, with respect to the Group. Barclays cautions readers that no forward-looking statement is a guarantee of future performance and that actual results or other financial condition or performance measures could differ materially from those contained in the forward-looking statements. These forward-looking statements can be identified by the fact that they do not relate only to historical or current facts. Forward-looking statements sometimes use words such as 'may', 'will', 'seek', 'continue', 'aim', 'anticipate', 'target', 'projected', 'expect', 'estimate', 'intend', 'plan', 'goal', 'believe', 'achieve' or other words of similar meaning. Examples of forward-looking statements include, among others, statements or guidance regarding the Group's future financial position, income growth, assets, impairment charges, provisions, notable items, business strategy, structural reform, capital, leverage and other regulatory ratios, payment of dividends (including dividend pay-out ratios and expected payment strategies), projected levels of growth in the banking and financial markets, projected costs or savings, original and revised commitments and targets in connection with the strategic cost programme and the Group Strategy Update, rundown of assets and businesses within Barclays Non-Core, sell down of the Group's interest in Barclays Africa Group Limited, estimates of capital expenditures and plans and objectives for future operations, projected employee numbers and other statements that are not historical fact. By their nature, forward-looking statements involve risk and uncertainty because they relate to future events and circumstances. These may be affected by changes in legislation, the development of standards and interpretations under International Financial Reporting Standards, evolving practices with regard to the interpretation and application of accounting and regulatory standards, the outcome of current and future legal proceedings and regulatory investigations, future levels of conduct provisions, future levels of notable items, the policies and actions of governmental and regulatory authorities, geopolitical risks and the impact of competition. In addition, factors including (but not limited to) the following may have an effect: capital, leverage and other regulatory rules (including with regard to the future structure of the Group) applicable to past, current and future periods; UK, US, Africa, Eurozone and global macroeconomic and business conditions; the effects of continued volatility in credit markets; market related risks such as changes in interest rates and foreign exchange rates; effects of changes in valuation of credit market exposures; changes in valuation of issued securities; volatility in capital markets; changes in credit ratings of any entities within the Group or any securities issued by such entities; the potential for one or more countries exiting the Eurozone; the implications of the results of the 23 June 2016 referendum in the United Kingdom and the disruption that may result in the UK and globally from the withdrawal of the United Kingdom from the European Union; the implementation of the strategic cost programme; and the success of future acquisitions, disposals and other strategic transactions. A number of these influences and factors are beyond the Group's control. As a result, the Group's actual future results, dividend payments, and capital and leverage ratios may differ materially from the plans, goals, expectations and guidance set forth in the Group's forward-looking statements. Additional risks and factors which may impact the Group's future financial condition and performance are identified in our filings with the SEC (including, without limitation, our annual report on form 20-F for the fiscal year ended 31 December 2016), which are available on the SEC's website at www.sec.gov.

Subject to our obligations under the applicable laws and regulations of the United Kingdom and the United States in relation to disclosure and ongoing information, we undertake no obligation to update publicly or revise any forward looking statements, whether as a result of new information, future events or otherwise.